




THE IMPROVED
Eagle "Big 12"
 SERIES "KB 360" SIGNAL




Model KB5141
 with 1-12" and 2-8" sections



Model KB363
 with 3-12" sections
 1 section — Model KB361
 2 section — Model KB362



Model KB361
 with new I.T.E. Arrow



with new features:

Standard rectangular housing (NOT ROUND) makes signal most effective.

One piece, light weight die cast aluminum signal sections with integrally cast top, bottom and sides — easy to install — maximum flexibility.

Back of hinge lugs arranged for simplified baffle plate mounting.

Serrations at top and bottom for positive locking. 5° adjustment. For use with serrated brackets.

Die cast aluminum reflector holder.

Adjustable focus socket for various lamp wattages. Supported independently of reflector.

Write today for complete descriptive Bulletin No. A 10-3. Address Dept. AC-1258.

Scientifically precision engineered parabolic silvered glass reflector.

Red, Amber, Green lenses available in either standard narrow beam or wide angle beam.

All types of arrows available.

Standard or Tunnel Visors.

Stainless steel door hinges and door latches. Simplified connections make assembly into one, two or three light unit fast and easy.

PLUS — Molded neoprene gaskets throughout — moisture and dustproof sealing.

Provides maximum visibility and light intensity.



EAGLE

Eagle equipment saves lives — saves time

EAGLE SIGNAL CORPORATION
 MUNICIPAL DIVISION
 MOLINE, ILLINOIS