

**Multilink**  
Simply More...



# Smart Tracker

Monitor & Control with GPS at Your Fingertips

CONTROL

RESPOND

AUTOMATE

LOCATION WITH  
 Google Maps

# Smart Tracker

CONTROL

RESPOND

AUTOMATE

**Multilink**  
Simply More...

## Monitor & Control with GPS at Your Fingertips

The **Smart Tracker** is an IP-ready, GPS-enabled device that provides the system owning and/or managing agency with remote access control of (8) NEMA Rated 5-15R outlets, (8) 10A output relays, (8) digital inputs, (2) analog DC voltage inputs (for battery voltage monitoring), plus temperature and humidity sensors – all in one unit!

Embedded in each Smart Tracker is a web page that provides a summary of system details and operating states. The web page allows the user to configure all outlets, relays, inputs, and other system parameters. This control is available anywhere with access to a standard web browser – saving time and money!

While it is ideal in the field, the Smart Tracker has also proven valuable in other settings such as test laboratories, traffic control centers, server rooms, equipment hubs, and remote locations.

The three basic functions of the Smart Tracker are **control, respond and automate**.

Monitor, respond and automate from anywhere with a wi-fi modem or cellular modem connection.

### 1| AC Circuit Breaker

The AC circuit breaker provides an on-site device reset option.

### 2| 8 Programmable Outlets

Easy access to 8 independently controlled, operated, and programmable 5-15R outlet receptacles.

### 3| Embedded Website

The embedded web page allows for viewing & configuration of all outlets, relays, input contacts and other necessary system and network parameters.

### 4| GPS Location Access

Featured on the embedded web page, a Google Maps™ widget presents the user with the exact location of the Smart Tracker, if needed.

### 5| Temperature Sensors (optional)

Enables external temperature monitoring for the cabinet. This information then displays on the web page.

### 6| Analog In (VDC)

Monitors and measures DC voltage for battery string, rectifier or DC power supply up to 60 volts.

### 7| Humidity Relays (optional)

Enables external humidity monitoring for the cabinet. This information then displays on the web page.

### 8| Ethernet Port

The Smart Tracker is Ethernet-ready. Connectivity provides real-time operating parameters through the web page and is viewable on any mobile device with internet access.

### 9| Dual Line LCD Screen

Status monitoring at-a-glance displays temperature, humidity, voltage, current, as well as the IP and MAC address.

### 10| LED Indicator Lights

Provides an on-site visual of active circuits.

### 11| 8 Relay Outputs

Independently controlled relays provide multi-purpose use to conflict monitoring equipment and additional reporting to a traffic control center and/or network operation centers. They can also be used to switch AC or DC power to auxiliary devices.

### 12| 8 Digital Inputs

Indicates that an external event has occurred. Enables the Smart Tracker to respond to and automate secondary actions.

### 13| Power

Operates with standard utility – overall voltage rating of 85-154 volts for 60Hz models.

### 14| Remote Firmware Updates

Update firmware from anywhere. The Smart Tracker supports both SNMP version 2 and 3 (which is the most secure). These allow all devices to talk to a central system for software compatibility.

### 15| Control in the Field

Regardless of rural or urban locations, the Smart Tracker is able to cycle power remotely and prevent unnecessary maintenance and service calls.

### 16| Removable Mounting Brackets

Mounting brackets are removable to provide the option of horizontal or vertical positioning.





# Smart Tracker

CONTROL

RESPOND

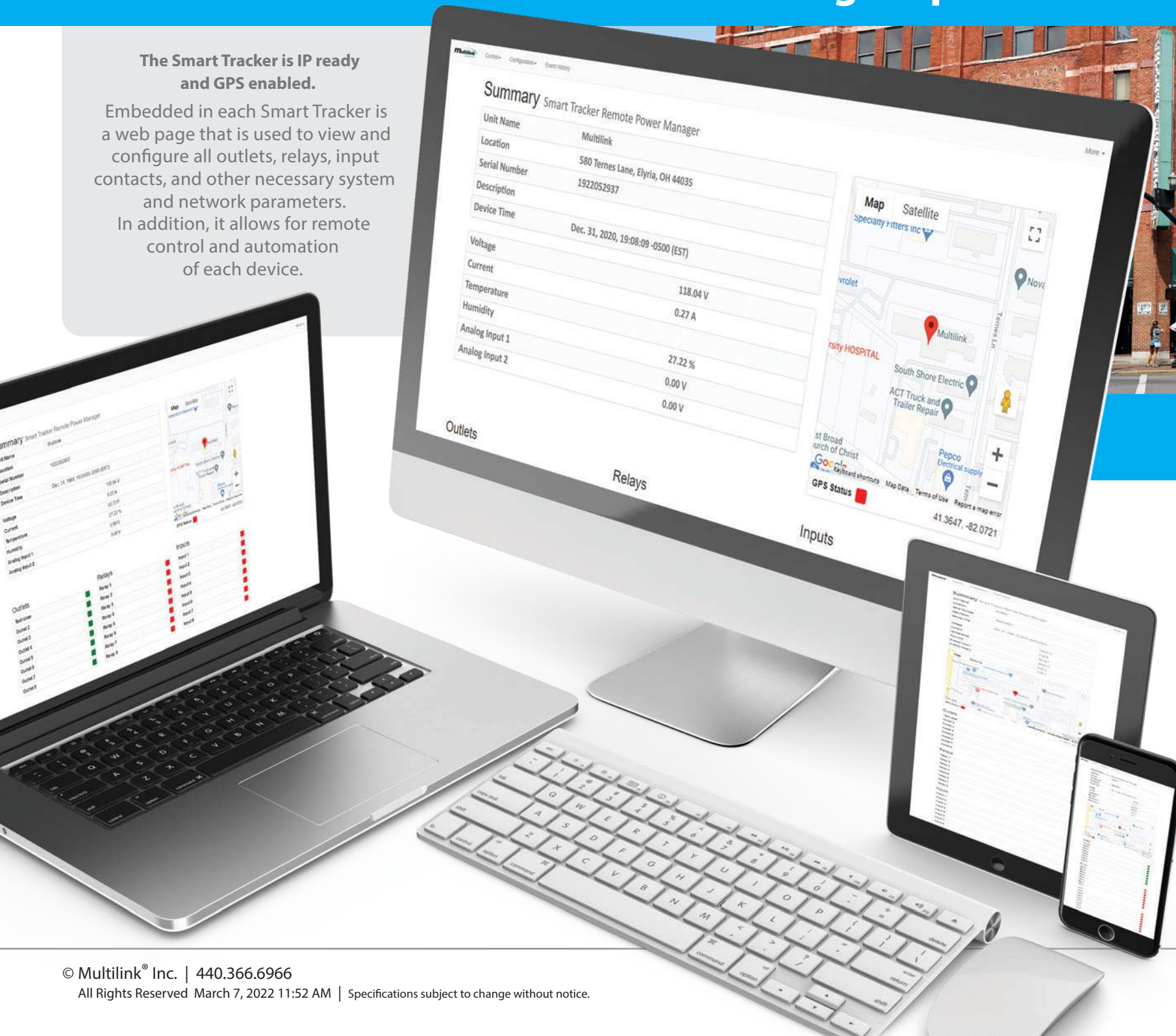
AUTOMATE

**Multilink**  
Simply More...

## Monitor & Control with GPS at Your Fingertips

The Smart Tracker is IP ready  
and GPS enabled.

Embedded in each Smart Tracker is a web page that is used to view and configure all outlets, relays, input contacts, and other necessary system and network parameters. In addition, it allows for remote control and automation of each device.



**CONTROL**  
Outlets and Relays

**RESPOND**  
Unpredictable & External Events

**AUTOMATE**  
Tasks

- **Remotely** command AC/DC power devices to **cycle on or off**;
- Customizable equipment names are available on the web page;
- **Alarm notifications** alert traffic controllers;
- Status of each power outlet, output relay and digital input can be viewed directly on the Summary Page or on-site with the LED indicator lights.

- Digital inputs allow the Smart Tracker to appropriately **respond to unpredictable events such as open or closed circuits**;
- Digital inputs **indicate** when **external events** have occurred, such as:
  - Tampering with the enclosure;
  - A standby generator is present and providing power to the load.

- **Control your equipment** with the advanced scheduling feature;
- **Save time and money** by avoiding unnecessary inspections and service calls with automation;
- Achieve tasks through the use of "trigger actions" or event commands;
- Reset an outlet when network communication is lost or a network device is unresponsive with **Ping**, an automated feature.



# Smart Tracker

CONTROL

RESPOND

AUTOMATE

**Multilink**  
Simply More...

## Monitor & Control with GPS at Your Fingertips

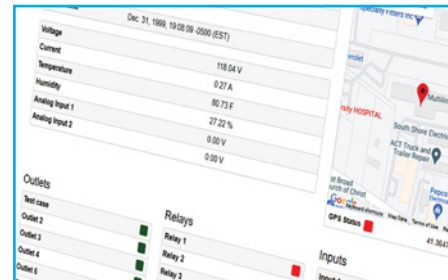
### Real World Community Benefits



**CONTROL**  
Outlets and Relays



**RESPOND**  
Unpredictable & External Events



**AUTOMATE**  
Tasks

#### Enabling Power

*Using Output Relays*

While working against nature, power products face freezing temperatures, heat, and humidity. If high or low temperature and/or humidity thresholds are exceeded in the field, **the agency will be notified automatically** through an email or an SNMP trap of the event. The user may then enable power through outlets and/or relays to auxiliary fan kits or battery heater mats in order to **maintain the functionality and efficiency of their cabinet.**

#### Imminent Shutdown

*Communication with Digital Inputs*

Utilizing the Smart Tracker, the user can **effectively respond to unexpected events** that occur on the power line. In the event of a brownout, the Smart Tracker will remotely indicate that the timer relay on the power supply has been exceeded and that **the intersection may now be in flash mode.** Once this occurs, the runtime is limited and a technician should report to the site to apply a generator to the system before power to the device is lost.

#### Sensing Utility Power

*Communication with Digital Inputs*

A cabinet's network switch, modem, or radio communication device may be plugged into outlet one and renamed "Communication Device". Once the Smart Tracker has been set up for the cabinet's network switch and is configured to be reset by pinging, an automated feature. **It will then reset an outlet when network communication is lost.** Ping can **automatically restore network communication** to the Smart Tracker if a network switch or network device has become unresponsive. A simple power reset may resolve the issue.



### Remote Access and Reset Option to These Field Applications

From remote and automatic power control to alarm reporting and communication with peripheral devices, the Smart Tracker raises the bar to serve in numerous applications across multiple industries.



Toll Booths



Battery Heater Pads



Traffic Detection Devices



Traffic Calming Devices



Weather Stations



Network Switches



Modems/Routers




Variable Message Signs



Pedestrian Signage




Traffic Lights



Laboratory Equipment



Connected Vehicle (CV) Technology




Vehicle to X Communication Devices (V2X)



Remote Solar Powered Equipment



Railway Equipment



Auxiliary Fans



CCTV Solutions




Security



Lighting



Vehicle Signage



## Smart Tracker

STOCK ID	DESCRIPTION	DIMENSIONS	DIGITAL INPUT	OUTPUT RELAY	AC INPUT	ENVIRONMENTAL SPECIFICATIONS	MOUNTING
<b>018-041-11</b> <b>Black</b>	Smart Tracker Remote Power Manager with 8 individually controlled outlets. Outlet Type: NEMA 5-15R, 15A/125 VAC, 60Hz. Utilizes LED indicators for active outlets, relays and digital inputs. Logs viewable through password protected user interface that stores thousands of events. Test to NEMA TS2-2016 v03.07 Standards.	1.7"H x 7.0"D x 19"W	<b>Digital Inputs:</b> 8 Individual Inputs <i>(2 Contacts per Input)</i> <b>Digital Input Voltage:</b> 5VDC, 10mA Max, Opto-isolated Inputs <b>Analog Voltage (DC) Input:</b> 2 Independent DC Measurement Inputs <b>Analog Input Voltage (DC):</b> 0-60VDC <b>Temperature &amp; Humidity Sensors:</b> Embedded	<b>Output Relays:</b> 8 Individual Output Relays <b>Relay Switching Voltage:</b> 250VAC, 125VDC Max Relay Current <b>Capacity:</b> 10 Amps, Each	<b>Voltage Range:</b> 85-154VAC; 120VAC Nominal <b>Frequency:</b> 60Hz $\pm$ 3Hz <b>Circuit Breaker Rating:</b> 15A <b>Current Capacity:</b> 15A <b>Power Cord:</b> Pluggable 5-15P, C13 15A/125VAC	<b>Operating Temperature:</b> -37°C to +74°C (-34°F to 165°F) <b>Operating Humidity:</b> 5-95% Non-condensing <b>Storage Temperature:</b> -45°C to 85°C (-49°F to 185°F)	1RU Rack Mounting w/ Adjustable Rack Mount Brackets or Shelf Mount



**Multilink**<sup>®</sup>  
Simply More...

Visit **GoMultilink.com** or call **440-366-6966** for expert solutions to your specific network needs.